

Item No.: 7B-Supp
Date of Meeting: 09/04/2018



**THE NORTHWEST
SEAPORT ALLIANCE**
Gateway to Solutions

Briefing: Clean Truck Program

Briefing

Clean Truck Program

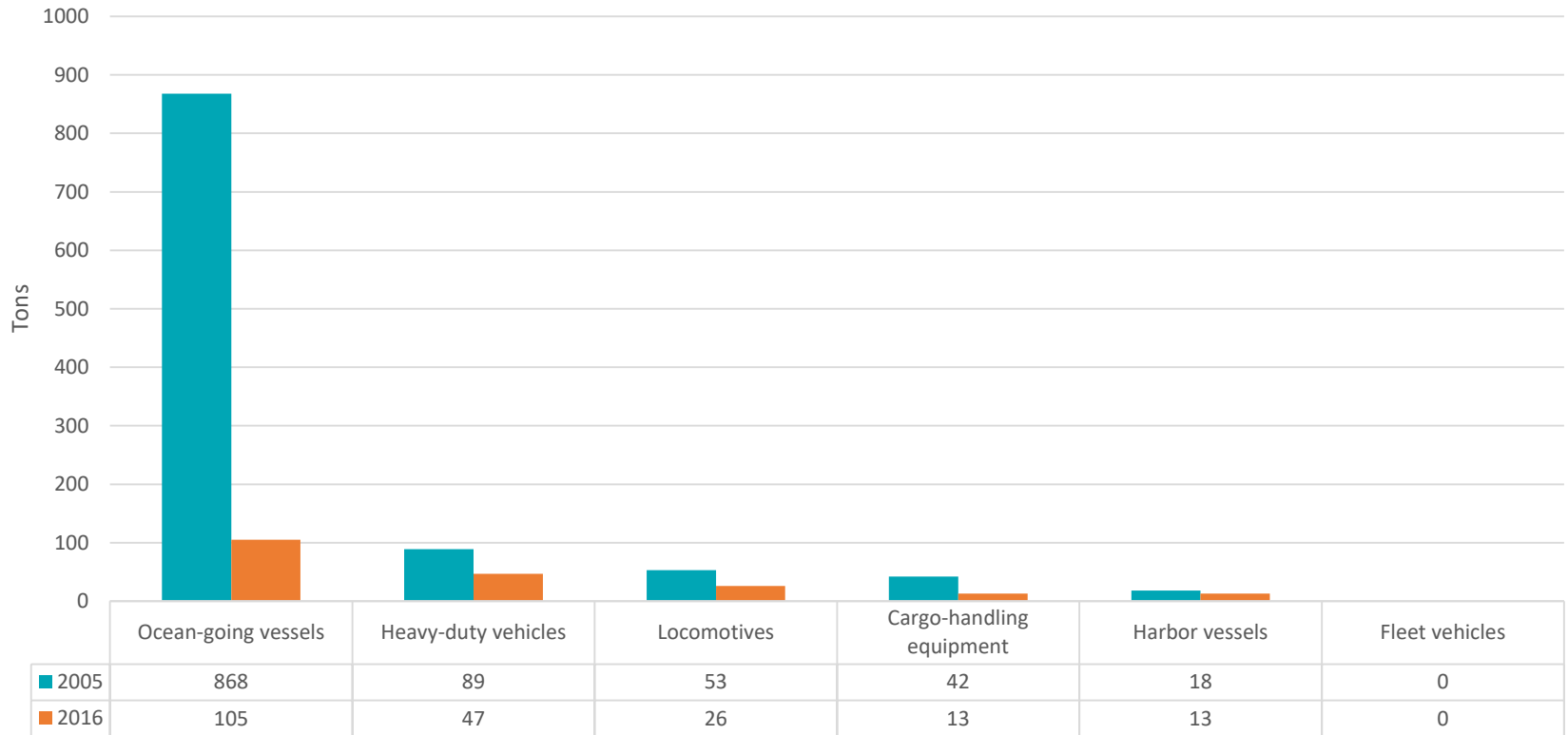
Included in this briefing:

- Update on Clean Truck Program Compliance
- Update on the Clean Truck Fund
- Communications and Outreach
- Operations Update
- Clean Drayage System Project Updates
- Domestic Terminal Recommendations



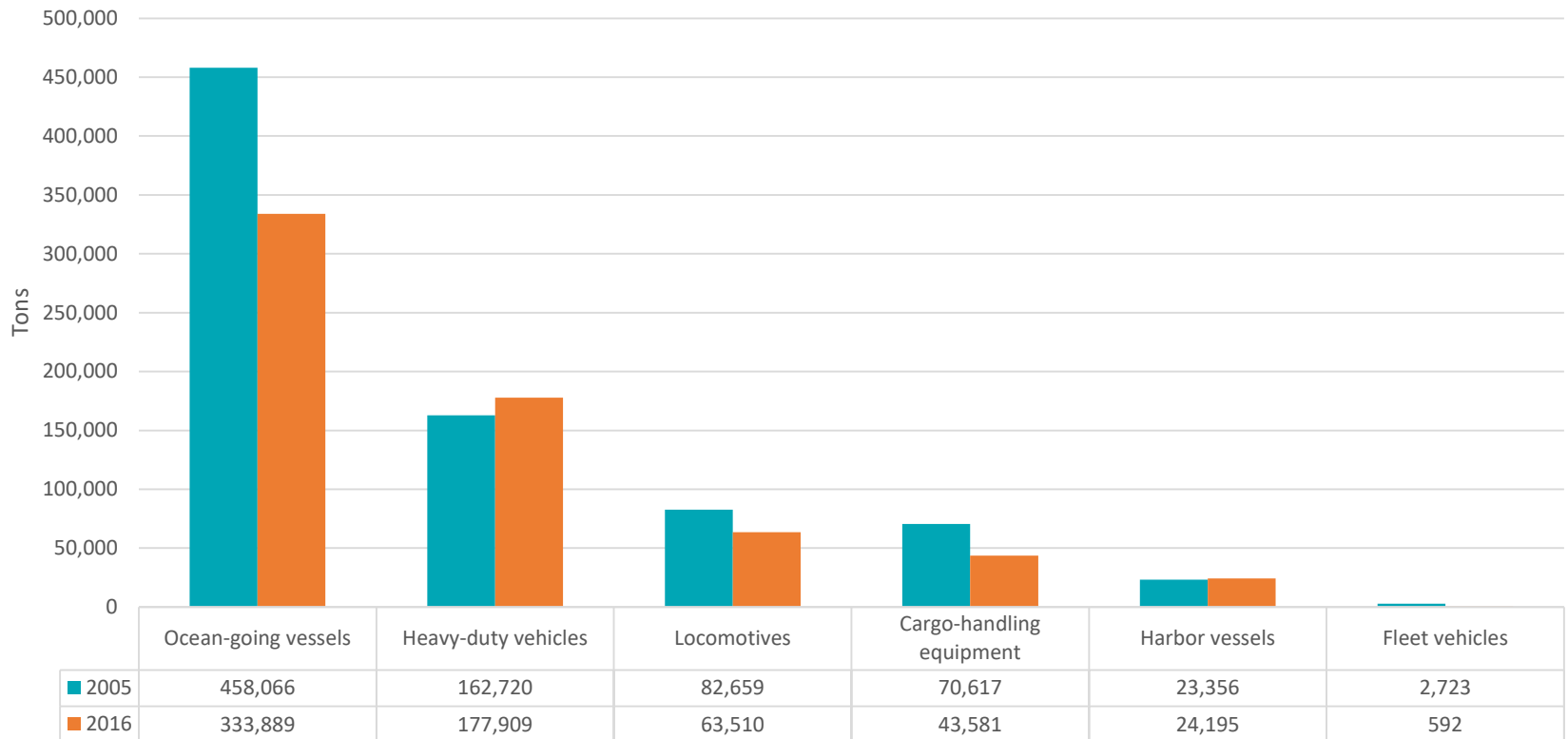
Background Clean Truck Program

DPM - tons per year

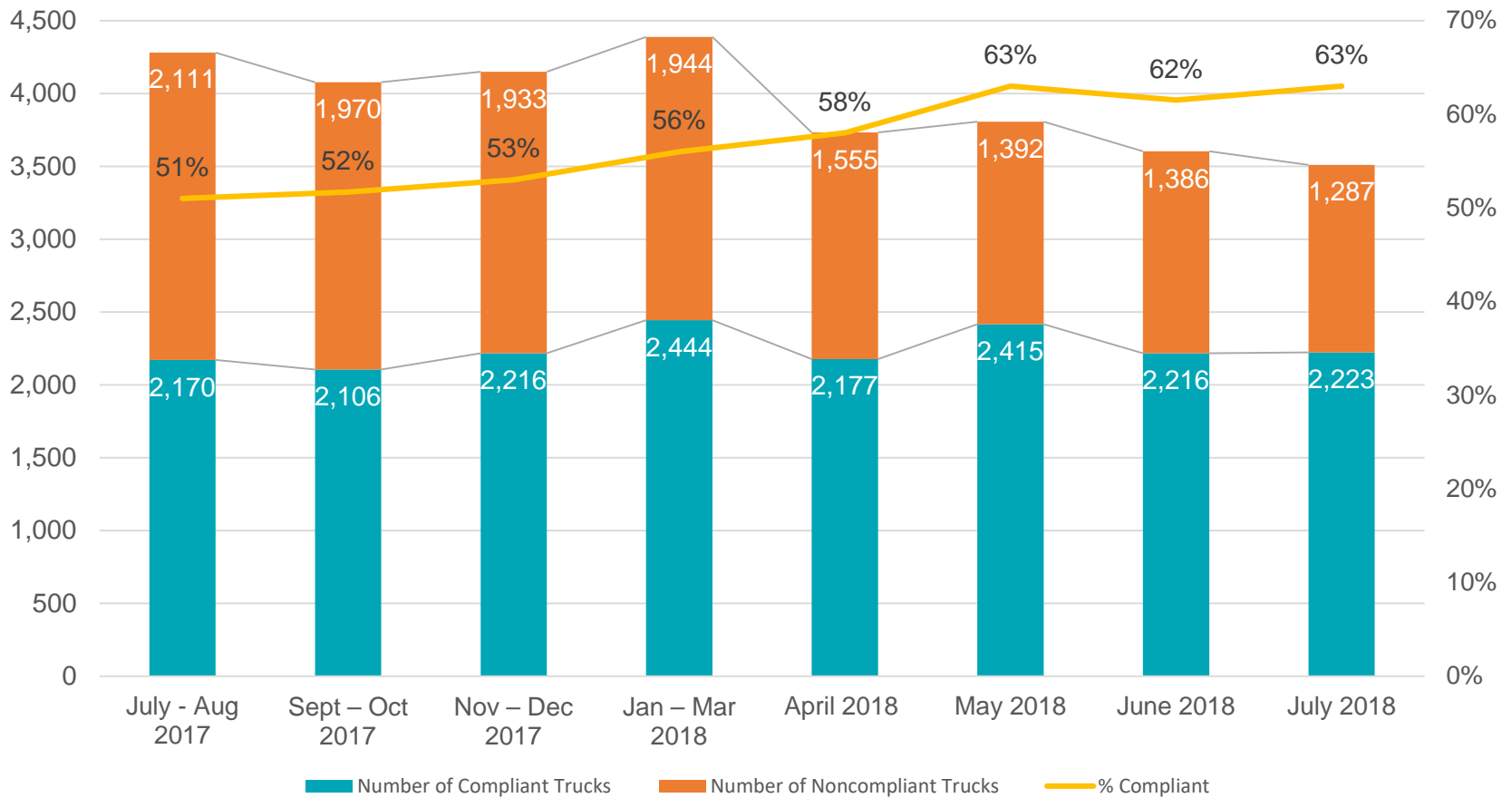


Background Clean Truck Program

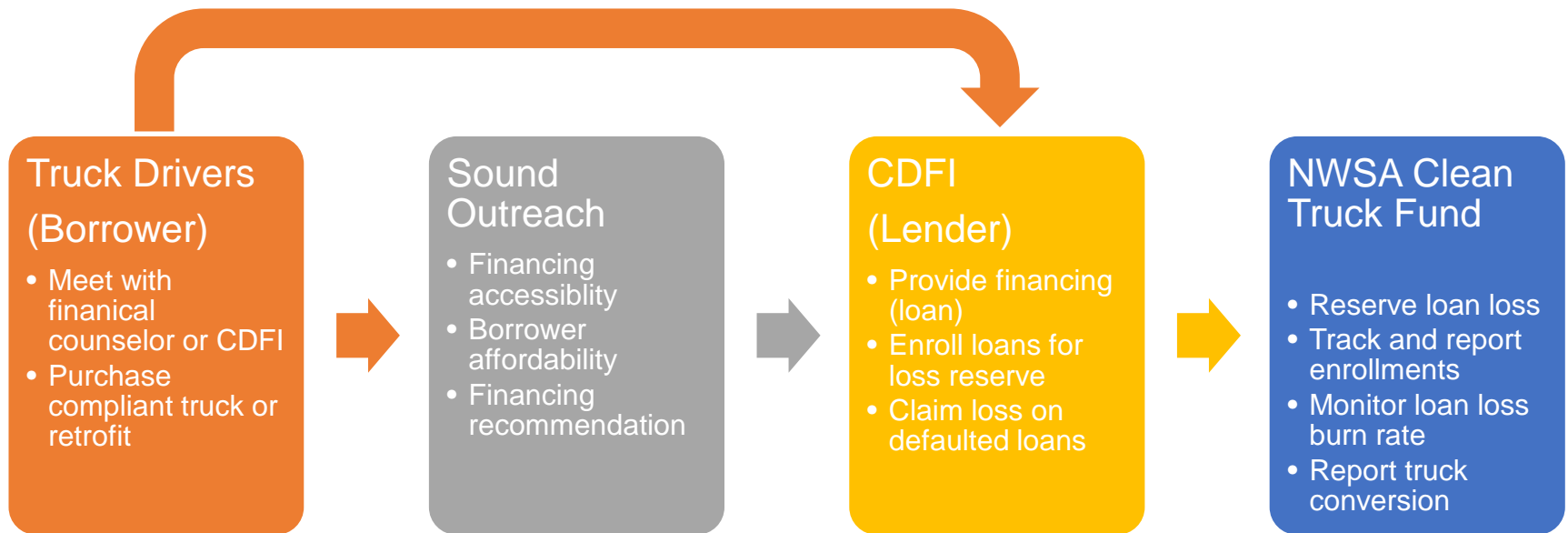
CO₂e - tons per year



Compliance Rates Clean Truck Program



Clean Truck Fund Clean Truck Program



Clean Truck Fund – Per Pool vs Loan Clean Truck Program

Contributor	Amount
WA State	\$1,200,000
NWSA	\$1,000,000
PSCAA	\$200,000
SCAQMD	\$25,000
Subtotal	\$2,425,000
10% Admin	\$242,500
Total for Loss Reserve	\$2,182,500



Clean Truck Fund – Per Pool vs Loan Clean Truck Program

Recommend amending the 10% loan loss reserve to be per lender rather than per truck.

The total amount of the Fund remains the same.

	10% by Loan	10% by Lender
Average Loan Amount	\$50,000	\$50,000
Number of loans made by CDFI	200	200
Total amount of loans made	\$10,000,000	\$10,000,000
Max Clean Truck Fund Loan Loss Reserve for Lender (10% of loans made)	\$1,000,000	\$1,000,000
Example: \$50,000 loss of which \$25,000 is unrecoverable	Max \$5,000	\$25,000



NW Ports Clean Air Strategy – Outreach Clean Truck Program

1. Setting the Stage

- August – September 2018
- Stakeholder Interviews

2. Establishing the Vision

- September – November 2018
- 11/6/2018: Tentatively scheduled Managing Member presentation
- Establish NWPCAS Stakeholder Committee

3. Defining the Plan

- November 2018 – April 2019
- January: NWPCAS Stakeholder Committee Workshop
- January: First Draft and Public Comment
- March: NWPCAS Stakeholder Committee Workshop
- March: First Draft and Public Comment
- 4/2/2019: Tentatively scheduled Managing Member presentation

4. Monitoring & Reporting Framework

- January – May 2019
- Internal only

5. Final Strategy

- April – August 2019
- Publish 2019 NWPCAS



Operations Update – Pier Trucker Clean Truck Program

Estimated Truck Turn Times by PierTrucker.com

Place	2 hrs	24 hours	7 days	30 days	90 days
T18		1hr 50m	1hr 35m	1hr 40m	1hr 40m
Husky	1hr 10m	1hr 20m	1hr 15m	1hr 55m	1hr 45m
Everport	1hr 40m	1hr 50m	2hr 5m	2hr 10m	2hr 10m
T46	1hr 35m	1hr 30m	1hr 25m	1hr 20m	1hr 20m
WUT	1hr 10m	1hr 30m	1hr 20m	1hr 30m	1hr 30m
T30	1hr 5m	1hr 15m	1hr 15m	1hr 15m	1hr 25m
EST (TCT)	1hr 25m	1hr 5m	1hr 10m	1hr 15m	1hr 10m
Matson (Tac)		1hr 0m	50m	1hr 0m	1hr 0m



SH Domestic Terminal Compliance Rates Clean Truck Program

